



Ravensworth Terrace Primary School

@ The School Gate

RTPS Weekly e-News **Week 25**

20.3.2026

Happy Eid



We'd like to wish our Muslim families a very happy Eid. RTPS is home to families from a number of different faiths and traditions, as well as some who have no faith at all. All schools are required to teach British Values, and you can learn more on page ten.

Children in Y1 and Y3 are busy preparing for their performances in which they will welcome Spring and mark Easter, a festival celebrated by Christians across the world. Y3 are especially '*egg-cited*' to talk about how chocolate is made and why eggs are so popular at this time of year.

Spring Cleaning!

Many thanks to one of our Reception pupils who gave up some of his time over a recent weekend to do some Spring cleaning and pick some litter from the bushes and verges outside of school. We are very proud of him and think Mrs Kirk has her eyes on a potential Ecowarrior for the future!





Reception

Reception enjoyed a wonderful week learning about Ramadan and celebrating Eid together. The children explored photos and stories to build their understanding of different cultures and beliefs, created moon and star artwork and made simple repeating patterns using beads. We have been celebrating with joyful music and dancing. The children showed great curiosity, respect and enthusiasm throughout about different family traditions.



Year 1

In Design Technology, Year 1 have been learning about stable structures. They have investigated a range of different structures to discover how they are able to stand up tall without falling over. They have then used this knowledge to design and make their own pencil pot, ensuring it met the brief.



Sign Language

This week we have been celebrating National Sign Language Week. All of the children in Year One continue to practise their sign language skills everyday and are becoming excellent at incorporating it into their routines and using it to communicate. They all know basic greetings, and signs to express their wants and needs as well as being able to say the names of many animals, foods and colours. Mrs Linsley also shares a sign of the week every Monday in Assembly.



**Sign
Language
Week** 16-22 March



R E S P E C T



E Q U A L

Year 2

Year 2 are enjoying their DT unit 'Puppets'. They have been finding different ways to join materials, and this week they practised using a running stitch. They threaded their own needles and tried hard to form a straight line of stitching across their material. Although this was tricky, everyone persevered and supported one another.



Year 3 News

In Maths this week, Year 3 have been working really hard to develop their understanding of money. We have been focusing on adding and subtracting amounts, carefully adding or subtracting the pounds first before using a formal written method to calculate the pence. We have also been converting between pounds and pence, including changing amounts into pence and converting pence back into pounds and pence. The children have shown great determination and are becoming increasingly confident when solving money problems.

$\pounds 3 \text{ and } 72\text{p} + \pounds 5 \text{ and } 40\text{p} = \pounds 9 \text{ and } 12\text{p}$
 $\pounds 3 + \pounds 5 = \pounds 8$

	72p
+	40p
<hr/>	
	112p

$\pounds 6 \text{ and } 38\text{p} + \pounds 2 \text{ and } 81\text{p} = \pounds 9 \text{ and } 19\text{p}$
 $\pounds 6 + \pounds 2 = \pounds 8$

	38p
+	81p
<hr/>	
	119p

$\pounds 4 \text{ and } 45\text{p} + \pounds 2 \text{ and } 83\text{p} = \pounds 7 \text{ and } 28\text{p}$
 $\pounds 4 + \pounds 2 = \pounds 6$

	45p
+	83p
<hr/>	
	128p

$\pounds 3 \text{ and } 65\text{p} + \pounds 4 \text{ and } 62\text{p} = \pounds 8 \text{ and } 27\text{p}$
 $\pounds 3 + \pounds 4 = \pounds 7$

	65p
+	62p
<hr/>	
	127p

$\pounds 8 \text{ and } 64\text{p} - \pounds 5 \text{ and } 23\text{p} = \pounds 3 \text{ and } 41\text{p}$
 $\pounds 8 - \pounds 5 = \pounds 3$

	64p
-	23p
<hr/>	
	41p

$\pounds 9 \text{ and } 87\text{p} - \pounds 4 \text{ and } 36\text{p} = \pounds 5 \text{ and } 51\text{p}$
 $\pounds 9 - \pounds 4 = \pounds 5$


	87p
-	36p
<hr/>	
	51p

$\pounds 7 \text{ and } 95\text{p} - \pounds 2 \text{ and } 43\text{p} = \pounds 5 \text{ and } 52\text{p}$
 $\pounds 7 - \pounds 2 = \pounds 5$

	95p
-	43p
<hr/>	
	52p

$\pounds 6 \text{ and } 72\text{p} - \pounds 1 \text{ and } 21\text{p} = \pounds 5 \text{ and } 51\text{p}$
 $\pounds 6 - \pounds 1 = \pounds 5$

	72p
-	21p
<hr/>	
	51p



Competition Time



It is now Spring, so we are inviting children to draw a picture depicting Spring or perhaps even write and illustrate a Spring Poem at home. There are 4 prizes up for grabs, one for each phase in school.

Reception

Years 1&2

Years 3&4

Years 5&6

Could all entries be

- *on A4 paper*
- *in by 27.3.26*
- *children's own work*
- *full name & class on the back*
- *handed into their class teacher*



We will announce winners the following week!



Ravensworth Terrace Primary School

British Values FOCUS

***Mutual respect and tolerance
of different faiths & beliefs.***


This week's value involves recognising that people have different beliefs, backgrounds, cultures, and opinions, and learning to treat everyone with respect.

At Ravensworth Terrace Primary School, we help children understand the Fundamental British Values: *democracy, the rule of law, individual liberty, and mutual respect and tolerance of different faiths and beliefs.*

By embedding these values throughout school-life we help ensure children are prepared for the opportunities, responsibilities, and experiences of later life.

Year 4

In Science, we've been conducting an electrical experiment to see which materials are insulators and which are conductors. We also made our own switches using paper clips and split pins.



Year 5

We had a lovely time at Birtley Methodist Church on Tuesday, learning all about the Easter story through their 'Easter Journey' performance. The experience really brought the story to life for the children in an interactive and engaging way. The crafts, juice and biscuits afterwards were a big hit too!



Year 6

Year 6 have been developing their artistic skills by studying the intricate patterns and colours of butterfly wings. Using pastels, they carefully practised blending techniques to create soft gradients and vibrant effects, while charcoal pencils were used to add contrast and clearly defined outlines. We are incredibly proud of their final pieces, which are now on display around the school.





BIG WALK AND WHEEL

16 – 27 March 2026

 Walk Wheel
Cycle Trust

Headline sponsor
SCHWALBE 

We're taking part in the Big Walk and Wheel 2026 challenge.


*Join in by walking,
wheeling, scooting or
cycling to school
between 16 - 27 March.*

- Be active and feel more energised
- Help the environment by replacing a car journey
- Help us win some fantastic prizes

www.BigWalkAndWheel.org.uk



Attendance



95.5%
Whole school

Rec A	Miss Dorner	95.8
Rec B	Miss Phazey	95.9
1A	Mrs Johnson	94.4
1B	Mrs Linsley	95.2
2A	Mrs Clelland & Mrs Kirk	94.9
2B	Mrs Mitchinson	95.5
3A	Mrs Shaw	96.7
3B	Ms Attwood & Miss Stafford	96.2
4A	Mrs Beard	95.3
4B	Miss Rooney	96.5
5A	Mrs Kane & Mrs Clewes	94.0
5B	Mrs Grieves & Miss Shepherdson	95.0
6A	Mr Catton	95.1
6B	Miss Iredale	96.3

Ready | Respectful | Safe

House Points




Millennium
Bridge

23148



21471



Queen
Elizabeth II

21674



Swing Bridge

17977



Tyne Bridge

Watch this short video to find out more about our reward systems

CLICK HERE



Next is Week 26



PE



Mon	Y2
Tue	Y4
Wed	Rec
Thu	Y3 & Y6
Fri	Y1 & Y5



Y5 Swimming *every Tuesday*

Mon

Artventurers & Gymnastics

Tue

Forest School & Football

Wed

Multisport & Artventurers

Thu

Forest School & Football



Clubs

School menu

GATESHEAD SCHOOL CATERING

Gateshead Council

WEEK 2

Click on Week 2 for next week's menu

Coming soon at RTPS



Ravensworth Key Dates
Terrace Primary School



Keeping families informed

A copy of '**Dates for Families**' was sent home today; ideal for sticking on the fridge. Click on the image above for a digital version if you're out and about.

